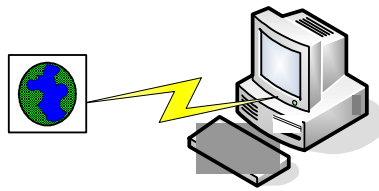


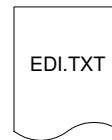
Desktop Analyst EDI Conversion Process

Copyright 2006 Enhanced Retail Solutions LLC


STEP 1



Retrieve raw EDI Data from Provider.




Format raw data to text file, space delimited.

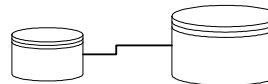


FTP file to ERS Server

STEP 2



New file is detected on ERS Server.




Conversion Begins. Database is updated with Current Week Data

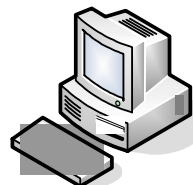


Data for the current week is extracted and converted to XML files for use with Desktop Analyst.

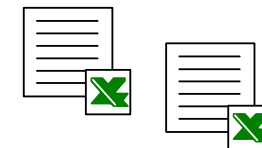
STEP 3



The XML files and updated database are FTP back to customer.



XML files are filed in appropriate folders for users.



Reports can now be generated in Desktop Analyst